



[Home](#) > [Getting Started](#) > CRAWFORD, JIM

Candidate Summary

CRAWFORD, JIM

TABLE 1: Elections

Details	State	Year	Office	Election Status	Party	Incumbency Status	Total
See Details	NC	2010	HOUSE DISTRICT 032	Won	DEMOCRAT	Incumbent	\$130,606
See Details	NC	2008	HOUSE DISTRICT 032	Won	DEMOCRAT	Incumbent	\$108,787
See Details	NC	2006	HOUSE DISTRICT 032	Won	DEMOCRAT	Incumbent	\$162,679
See Details	NC	2004	HOUSE DISTRICT 032	Won	DEMOCRAT	Incumbent	\$54,179
See Details	NC	2002	HOUSE DISTRICT 032	Won	DEMOCRAT	Incumbent Running For Open Seat	\$52,176
See Details	NC	2000	HOUSE DISTRICT 022	Won	DEMOCRAT	Incumbent	\$40,393
See Details	NC	1998	HOUSE DISTRICT 022	Won	DEMOCRAT	Incumbent	\$38,679
See Details	NC	1996	HOUSE DISTRICT 022	Won	DEMOCRAT	Unknown	\$23,417
Grand Total							\$610,916

[return to top](#)

Industry Profile



Noteworthy Contributors are contributors that give in multiple states, are significant within their home state, or belong to a national organization with activity in multiple states. Contribution totals listed include contributions to this candidate for election cycles in the listed years.



Results: 1-50 of 120
Page: 1 [2](#) [3](#)



TABLE 2: Noteworthy Contributors to CRAWFORD, JIM

Noteworthy Contributor	Years	Records	↓Total↓
NORTH CAROLINA MEDICAL SOCIETY <i>Health Professionals</i>	2004-2010	8	\$28,000
CITIZENS FOR HIGHER EDUCATION <i>Education</i>	2004-2010	7	\$24,000
NORTH CAROLINA HOSPITAL ASSOCIATION <i>Hospitals & Nursing Homes</i>	2004-2010	9	\$15,000
NORTH CAROLINA ASSOCIATION OF REALTORS <i>Real Estate</i>	2004-2010	7	\$13,000
NORTH CAROLINA HOME BUILDERS ASSOCIATION <i>Home Builders</i>	2004-2010	12	\$12,750
NATIONWIDE <i>Insurance</i>	2004-2010	7	\$10,000
PROGRESS ENERGY <i>Electric Utilities</i>	2004-2010	7	\$10,000
BANK OF AMERICA <i>Commercial Banks</i>	2004-2010	8	\$9,750
NORTH CAROLINA AUTO DEALERS ASSOCIATION <i>Automotive</i>	2004-2010	6	\$9,000
NORTH CAROLINA DEMOCRATIC HOUSE CMTE <i>Party Committees</i>	2004-2006	5	\$6,991
BRANCH BANKING & TRUST CORP <i>Commercial Banks</i>	2006-2008	3	\$5,500
DUKE ENERGY <i>Miscellaneous Energy</i>	2004-2010	5	\$5,500
NORTH CAROLINA FARM BUREAU <i>Farm Bureau</i>	2006-2010	4	\$5,400
ELI LILLY & CO <i>Pharmaceuticals & Health Products</i>	2008-2010	3	\$5,000
INDEPENDENT INSURANCE AGENTS OF NORTH CAROLINA <i>Insurance</i>	2006-2010	3	\$5,000
NORTH CAROLINA BEER & WINE WHOLESALERS ASSOCIATION <i>Beer, Wine & Liquor</i>	2004-2010	5	\$4,850
NORTH CAROLINA TELEPHONE COOPERATIVE COALITION <i>Telecom Services & Equipment</i>	2004-2010	4	\$4,500
NORTH CAROLINA DENTAL SOCIETY <i>Health Professionals</i>	2004-2010	7	\$4,000
PSNC ENERGY <i>Electric Utilities</i>	2006-2010	6	\$4,000
RJ REYNOLDS TOBACCO <i>Tobacco companies & tobacco product sales</i>	2004-2010	4	\$4,000
SOUTHEAST ANESTHESIOLOGY CONSULTANTS <i>Health Professionals</i>	2006-2010	2	\$4,000
GLAXOSMITHKLINE <i>Pharmaceuticals & Health Products</i>	2004-2010	4	\$3,500
NORTH CAROLINA PETROLEUM MARKETERS ASSOCIATION <i>Oil & Gas</i>	2004-2010	5	\$3,500
NORTH CAROLINA ASSOCIATION OF EDUCATORS <i>Public Sector Unions</i>	2004-2008	4	\$3,450

Noteworthy Contributor	Years	Records	↓Total↓
CRITICAL HEALTH SYSTEMS OF NORTH CAROLINA <i>Health Professionals</i>	2004-2008	2	\$3,000
JOHN DEERE & CO <i>Agricultural Services & Products</i>	2008-2010	3	\$3,000
NORTH CAROLINA ASSOCIATION OF NURSE ANESTHETISTS <i>Health Professionals</i>	2006-2010	6	\$3,000
WILMINGTON ANESTHESIOLOGISTS <i>Health Professionals</i>	2004-2006	3	\$3,000
TIME WARNER <i>TV & Movie Production/Distribution</i>	2004-2010	7	\$2,800
ABBOTT LABORATORIES <i>Pharmaceuticals & Health Products</i>	2004-2010	6	\$2,750
WACHOVIA BANK <i>Commercial Banks</i>	2004-2008	4	\$2,750
NORTH CAROLINA BANKERS ASSOCIATION <i>Commercial Banks</i>	2006-2010	4	\$2,700
CSX TRANSPORTATION <i>Railroads</i>	2006-2010	5	\$2,500
EASTERN BAND OF CHEROKEE INDIANS <i>Tribal Governments</i>	2006-2010	3	\$2,500
EMBARQ <i>Telecom Services & Equipment</i>	2006-2008	3	\$2,500
FIRST CITIZENS BANK <i>Commercial Banks</i>	2004-2010	5	\$2,500
LORILLARD TOBACCO <i>Tobacco companies & tobacco product sales</i>	2006-2010	4	\$2,500
NATIONAL ASSOCIATION OF REALTORS <i>Real Estate</i>	2000-2002	5	\$2,500
NATIONAL RURAL ELECTRIC COOPERATIVE ASSOCIATION <i>Electric Utilities</i>	2004-2008	5	\$2,450
NORTH CAROLINA PORK COUNCIL <i>Livestock</i>	2004-2010	5	\$2,300
NORTH CAROLINA ASSOCIATION OF CONVENIENCE STORES <i>Oil & Gas</i>	2004-2008	4	\$2,250
NORTH CAROLINA RESTAURANT & LODGING ASSOCIATION <i>Lodging & Tourism</i>	2006-2010	3	\$2,250
NORTH CAROLINA TRUCKING ASSOCIATION <i>Trucking</i>	2004-2010	5	\$2,250
AMERICAN HOSPITAL ASSOCIATION <i>Hospitals & Nursing Homes</i>	2000-2002	4	\$2,000
BLUE CROSS BLUE SHIELD OF NORTH CAROLINA <i>Insurance</i>	2008-2010	2	\$2,000
CAROLINA ASPHALT PAVEMENT ASSOCIATION <i>General Contractors</i>	2004-2010	3	\$2,000
CENTURYLINK <i>Telecom Services & Equipment</i>	2010	2	\$2,000
COCA-COLA BOTTLING CO CONSOLIDATED <i>Food & Beverage</i>	2004-2010	6	\$2,000

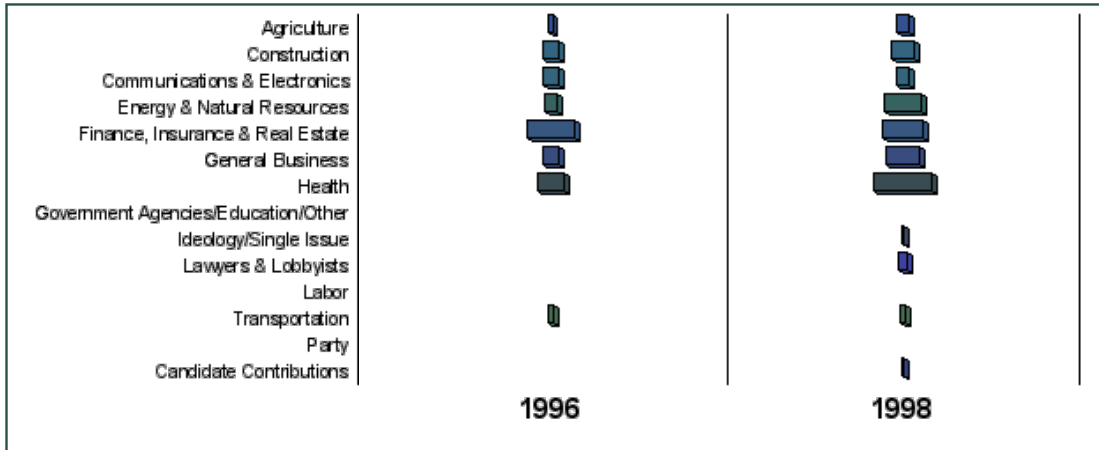
Noteworthy Contributor	Years	Records	↓Total↓
NORTH CAROLINA ASSOCIATION OF INSURANCE & FINANCIAL ADVISORS <i>Insurance</i>	2004-2010	3	\$2,000
NORTH CAROLINA HEALTH CARE FACILITIES ASSOCIATION <i>Hospitals & Nursing Homes</i>	2010	1	\$2,000

1 2 3

TABLE 3: Top 15 All Time Industries

Industry	Total
Health Professionals	\$98,850
Insurance	\$37,650
Commercial Banks	\$32,058
Education	\$29,750
Real Estate	\$23,650
Electric Utilities	\$23,550
Home Builders	\$21,650
Hospitals & Nursing Homes	\$21,350
Retail Sales	\$17,800
Pharmaceuticals & Health Products	\$17,400
Lawyers & Lobbyists	\$13,600
Telecom Services & Equipment	\$13,350
Automotive	\$12,300
Oil & Gas	\$11,313
Miscellaneous Energy	\$10,900

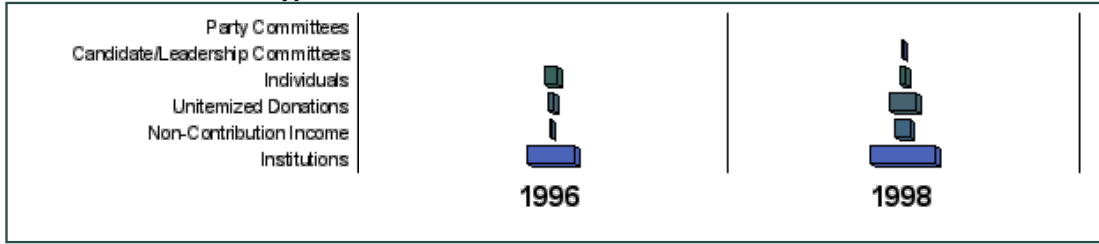
FIGURE A: Sector Trends



[return to top](#)

Contributor Type Profile

FIGURE B: Contributor Type Trends



[return to top](#)

Geographic Profile

FIGURE C: In State/Out of State Trends




TABLE 4: Top 15 All Time Cities View by : **City** **State** **Zip**

City, State	Total
Raleigh, NC	\$268,724
Cary, NC	\$29,150
Greensboro, NC	\$23,250
Charlotte, NC	\$21,650
Durham, NC	\$20,900
Winston Salem, NC	\$17,300
Washington, DC	\$17,109
Henderson, NC	\$16,800
Oxford, NC	\$15,838
Columbus, OH	\$6,000
Wilmington, DE	\$5,750
Atlanta, GA	\$4,750
Yadkinville, NC	\$4,500
Wilmington, NC	\$4,000
Butner, NC	\$3,657

[return to top](#)

Phone: (406) 449-2480 | (406) 457-2091 (fax)

© Copyright 1999-2011 National Institute on Money in State Politics

Content on this site is licensed under a [Creative Commons Attribution-Noncommercial-Share Alike 3.0 United States License](#) by the National Institute on Money in State Politics.